



## Planter Block

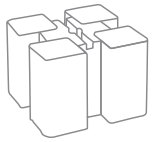


Raised gardens and planters have never been easier or more stylish. The flexibility of the Planter Block is unrivaled.



## Design Ideas:

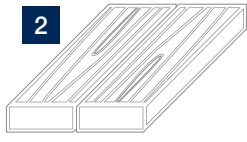
- Raised garden
- Modern planter
- Sand box / play area
- Outdoor furniture



1

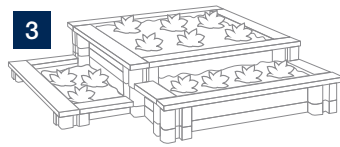
Stack planter wall blocks for the framework.

(Use rebar or glue when going more than 1 block high.)



2

Slide in 2" x 6" pieces of any kind of lumber.



3

Fill with soil and live goods.

### Required Materials

- 2x6 pressure treated lumber
- Landscape fabric
- Rebar
- Fill material (Soil/Sand)



Basic



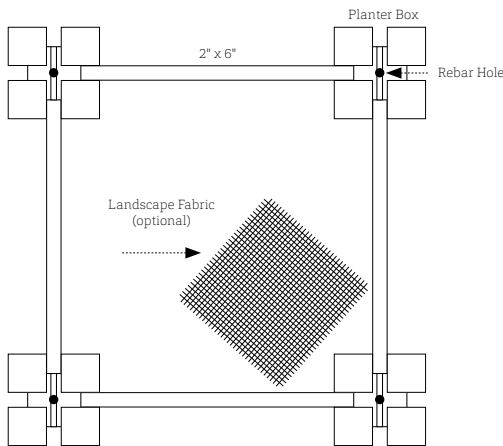
Lattice



Tiered



Furniture



## Technical Information

WESTON STONE UNIVERSAL		
DIMENSIONS	UNITS/PALLET	PALLET WEIGHT
197 x 197 x 140mm 7.7 x 7.7 x 5.5"	120	2928 lbs 1328 kg



**Expocrete** an Oldcastle® company  
 British Columbia Alberta Saskatchewan Manitoba  
 For more info visit: [Belgard.com](http://Belgard.com) | [Expocrete.com](http://Expocrete.com)

### Get Social

- [Pinterest.com/Belgard](https://www.pinterest.com/Belgard)
- [Facebook.com/BelgardHardscapes](https://www.facebook.com/BelgardHardscapes)
- [YouTube.com/BelgardHardscapes](https://www.youtube.com/BelgardHardscapes)
- [Twitter.com/Belgard](https://www.twitter.com/Belgard)
- [Belgard.com/Enews](http://Belgard.com/Enews)