







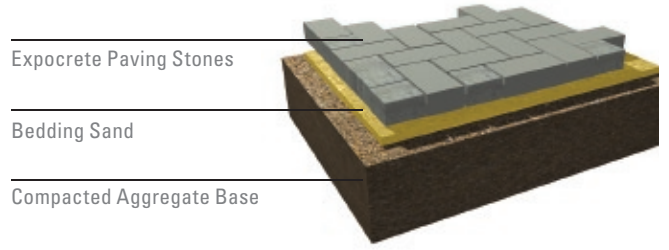
# ROCKY MOUNTAIN / ROMAN ROCKY MOUNTAIN

The Rocky Mountain Stone Series combines the endless design possibilities of the Tilestone with the elegance and simplicity of Holland and Double Holland Paving Stone. The combination of these stones allows for random as well as intricate designs.

See our web site for more details and patterns.



<p>(1)</p>  <p><b>HOLLAND DIMENSIONS</b> 100 x 200 x 60 mm 4" x 8" x 2.38"</p>	<p>(2)</p>  <p><b>DOUBLE HOLLAND DIMENSIONS</b> 200 x 200 x 60 mm 8" x 8" x 2.38"</p>	<p>(3)</p>  <p><b>TILESTONE DIMENSIONS</b> 300 x 300 x 60 mm 12" x 12" x 2.38"</p>
<p>(4)</p>  <p><b>HOLLAND ACCENT DIMENSIONS</b> 50 x 200 x 60 mm 2" x 8" x 2.38"</p>		



Rocky Mountain



Roman Rocky Mountain



Rocky Mountain

### COLOURS

Refer to Holland, Double Holland and Tilestone pages for available colours and styles in each product.

### BUNDLES

Holland, Double Holland and Tilestone are bundled and sold separately. See web-site for recommended laying patterns for the Rocky Mountain Stone Series.

Holland Accent can also be used to replace Holland and Double Holland stones in the Rocky Mountain Stone Series.