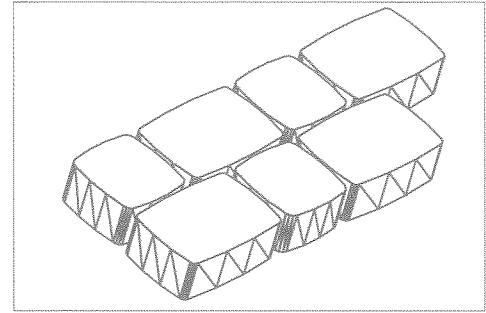
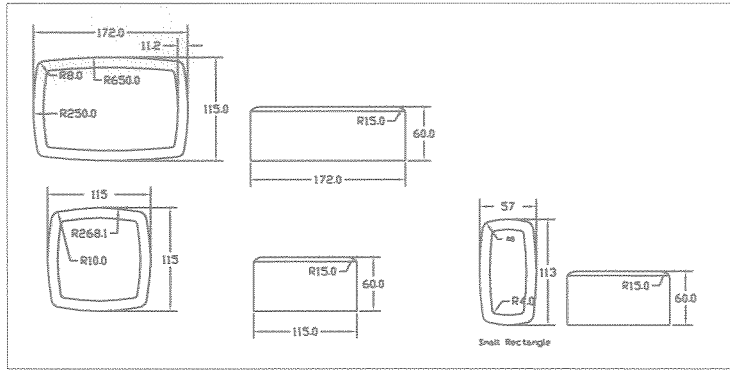



COBBLE

www.expconcrete.com




		STONE DIMENSIONS	STONE AREA		STONES/PALLET	AREA/PALLET	PALLET WEIGHT
A STONE	~METRIC~	115x172x60mm	0.02 sq m/Stone	50.59 Stones/sq. m	560	11 sq. m/pallet	1455 kg/pallet
	~IMPERIAL~	4.52x6.77x2.38"	0.21 sq. ft./Stone	4.7 Stones/sq. ft.	560	118 sq. ft./pallet	3200 lbs/pallet
B STONE	~METRIC~	115x115x60mm	.013 sq m/Stone	75.35 Stones/sq. m	800 /80 Small	11 sq. m/pallet	1455 kg/pallet
	~IMPERIAL~	4.52x4.52x2.38"	0.14 sq. ft./Stone	7 Stones/sq. ft.	800 /80 Small	118 sq. ft./pallet	3200 lbs/pallet


SAMPLE PATTERNS



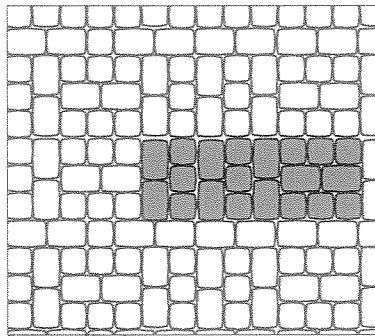
Herringbone Pattern



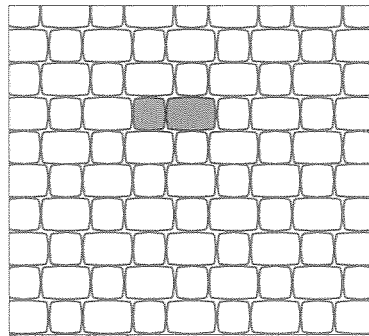
Pattern No. 1



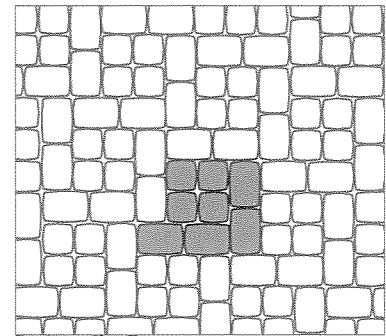
Pattern No. 2



Pattern No. 3



Pattern No. 4



Pattern No. 5