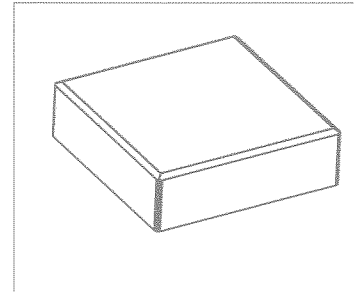
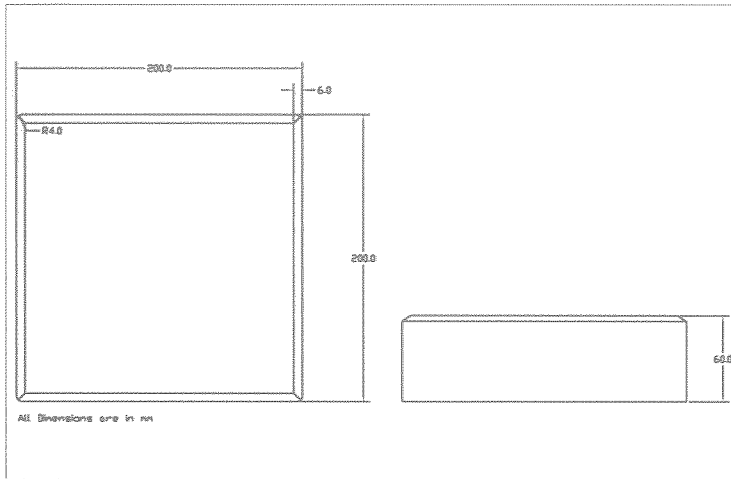



DOUBLE HOLLAND

www.expocrete.com




	STONE DIMENSIONS	STONE AREA	STONES/PALLET	AREA/PALLET	PALLET WEIGHT
~METRIC~	200x200x60mm	0.04 sq m/Stone	25 Stones/sq. m	12 sq. m/pallet	1542 kg/pallet
~IMPERIAL~	8x8x2.38"	0.44 sq. ft./Stone	2.27 Stones/sq. ft.	129 sq. ft./pallet	3400 lbs/pallet


SAMPLE PATTERNS



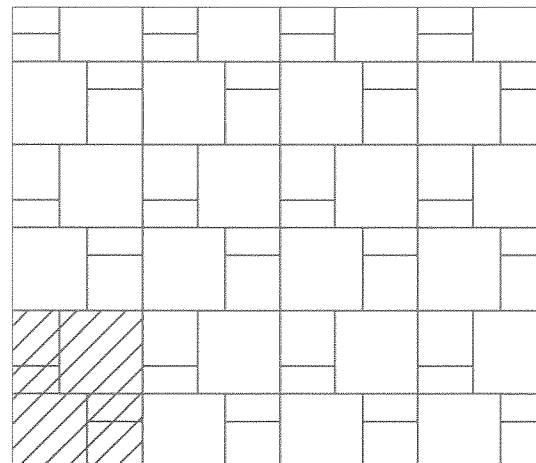
Stackbond Pattern



Running Bond Horizontal Pattern



Running Bond Vertical Pattern



Pattern #5 - See Rocky Mountain Stone

Series for more patterns