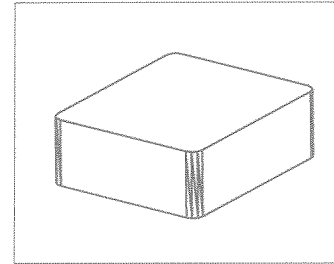
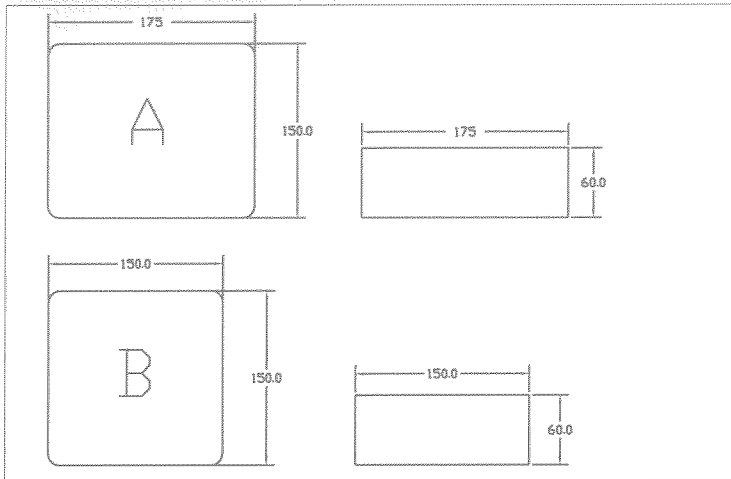



ROMAN EURO

www.expocrete.com

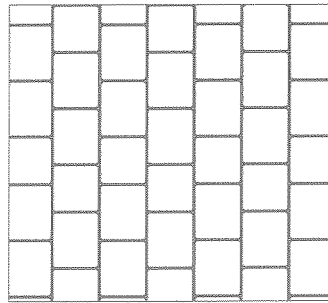


		STONE DIMENSIONS	STONE AREA		STONES/PALLET	AREA/PALLET	PALLET WEIGHT
A STONE	~METRIC~	175x150x60mm	0.027 sq m/Stone	37.9 Stones/sq. m	420	11.1 sq. m/pallet	1492 kg/pallet
	~IMPERIAL~	7x6x2.38"	0.29 sq. ft./Stone	3.52 Stones/sq. ft.	420	119 sq. ft./pallet	3283 lbs/pallet
B STONE	~METRIC~	150x150x60mm	.023 sq m/Stone	45.7 Stones/sq. m	480 Full	10.5 sq. m/pallet	1414 kg/pallet
	~IMPERIAL~	6x6x2.38"	0.24 sq. ft./Stone	4.25 Stones/sq. ft.	480 Full	113 sq. ft./pallet	3110 lbs/pallet

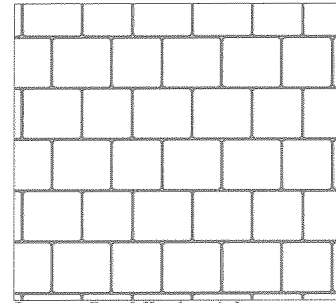
SAMPLE PATTERNS



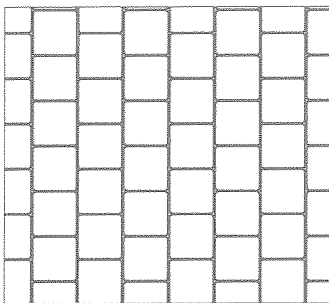
Runner Bond Horizontal
45% B Stone
55% A Stone




Runner Bond Vertical
100% A Stone




Runner Bond Horizontal
100% B Stone



Runner Bond Vertical
100% B Stone



Runner Bond Horizontal
100% B Stone



Herringbone
100% A Stone