
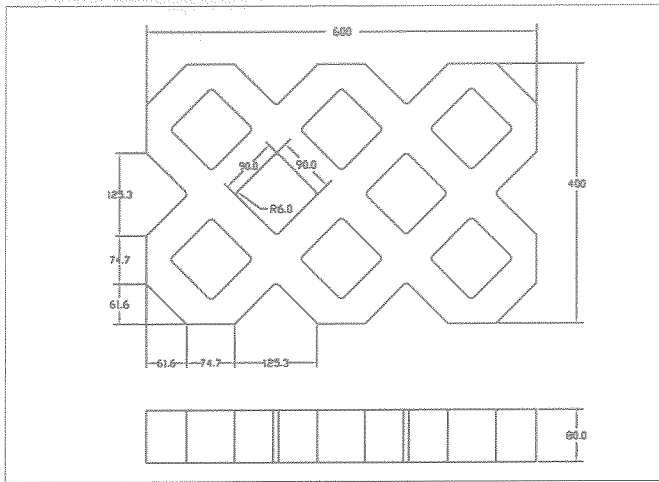


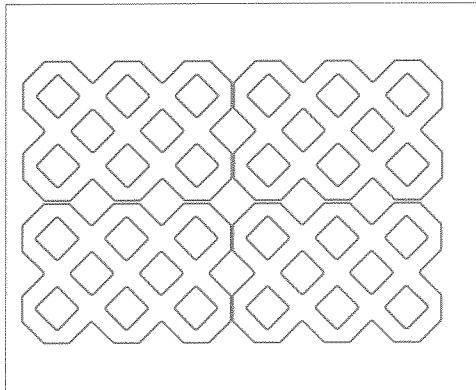
# TURF STONE

www.expocrete.com



	STONE DIMENSIONS	STONE AREA		STONES/PALLET	AREA/PALLET	PALLET WEIGHT
~METRIC~	600x400x80mm	0.24 sq m/Stone	4.2 Stones/sq. m	40	9.6 sq. m/pallet	1076 kg/pallet
~IMPERIAL~	24x16x3.15"	2.58 sq. ft./Stone	0.4 Stones/sq. ft.	40	103 sq. ft./pallet	2375 lbs/pallet

## SAMPLE PATTERNS



Runner Bond Horizontal